



Affiliate Application for Certification

for Reflexologists certified by other schools

E48 - 0112

Who Is this Program For?

- Reflexologists who wish to be certified by the college and become a full member of the OCR but are certified by a different school;
- Students who are unable to complete their original certificate courses but wish to complete it with the Ontario College of Reflexology;
- For Reflexologists and students who wish to be certified by the college that is based on the **Minimum Standards** as established by the college.

Minimum Standards:

- 30 hours of classroom instruction that includes:
 - a minimum of 15 hours of basic A & P;
 - basic pathological conditions and corresponding reflexes to work on;
 - basic history of Reflexology in North America;
 - basic theory of Reflexology;
 - methodology of documenting Reflexology sessions and;
 - a minimum of 15 hours of practical instruction.
- completion of at least 50 documented foot Reflexology sessions;
- a written examination that is graded and assigned a mark which covers all parts of the classroom instruction;
- a practical examination that is graded and assigned a mark.

How To Apply:

- ✓ Completed application form with fee of \$75.00 (**Non-refundable**);
- ✓ If examinations are to be done, an additional exam fee of \$125 is applicable;
- ✓ Proof of course fee paid at previous school;
- ✓ A copy of your Reflexology certificate* (if applicable);
- ✓ Proof of examination marks (transcript* or letter*) and;
- ✓ Course outline.

* If submitted documentation is not in English, a notarized translation into English shall be attached to the original documentation.

You may be asked to provide the following after we have received your application:

- Course materials and textbook (can be returned to applicant upon request) including a foot Reflexology chart;
- Practicum of original documented Foot Reflexology sessions (will be returned by traceable mail after review) and;

- Any other supporting documentation as required to complete your application.

Application Review:

- All application reviews are done on a case-by-case basis and may take up to **4 to 6 weeks**, depending upon the complexity of the application;
- The college reserves the right to reject, modify or require additional parameters in your application;
- If you do not meet any part of the Minimum Standards, you may be required to complete **one or more** of the following:
 - An Examination Fee of \$125 shall be paid by the applicant (in addition to the application fee of \$75 for a total of \$200);
 - Proctored written examination (study booklet will be provided);
 - Partial or complete practicum of documented foot reflexology sessions;
 - Practical examination - video taped (see Practical Exam by Video Guidelines);
 - Any other requirements as established by the college;
 - Any examination re-take will cost an additional \$60.00 Examination Fee for each re-take.
- Any decisions made by the Dean of the college on the application will be considered final.


Successful Completion:

You will receive the following:

- a certificate as a Certified Foot Reflexologist;
- you will earn 75 credits in Level 1*;
- 1-year membership as a Certified Reflexologist;
- eligible to purchase Professional Malpractice Insurance (at extra cost);
- eligible to be listed on the Referral Listing of Certified Reflexologists;
- receive quarterly *OCR FootNotes* newsletters as part of your paid membership;
- and any other benefits available to current members at the time.

* If you wish to earn 100 credits in Level 1 as an OCR Certified Foot Reflexologist, you must complete the Challenge Examination program. This will enable you to further your education with the college with full credits.

Other applicable forms: - Examination Instructions for the Affiliate Program (E49)
- Guideline to the Practical Examination by Video (E50)



Ontario College of Reflexology

P.O. Box 220
 New Liskeard, ON P0J 1P0
 (705) 647-5354 1-888-OCR-FEET FAX: (705) 648-6247
 ocr@ocr.edu www.ocr.edu

Affiliate Application for Certification

for Reflexologists certified by other schools

E48 - 1211

| | | |
|-------------|--|---|
| Name: | | <p>The undersigned hereby acknowledges and accepts full responsibility for payment of this application and any additional costs including collection agency costs should my payment not be accepted by my financial institution for any reason. I have read and accepted the terms of the <i>Refund Policy</i>.</p> <p>Date: _____</p> <p>Signature: _____</p> |
| Address: | | |
| City: | | |
| Prov/State: | | |
| P.C./Zip: | | |
| Country: | | |
| Res. Tel.#: | | |
| Bus. Tel.#: | | |
| Fax #: | | |
| Email: | | |

Enclosed: * Price in \$Cdn & subject to change without notice

Copy of certificate by a school of Reflexology that meet OCR's minimum standards and/or supporting documentation as described in this application.

Affiliate Application fee* of \$75.00 Cdn. (No exams)

Affiliate Application fee* of \$75.00 + Exam Fee of \$125 Cdn. - Total of \$200 (If exams are required)

Payment: * Credit card payments will be made in Cdn. funds.

Certified Cheque / Money Order Amount Paid: \$ _____ Cdn. Funds


Cash

VISA* Acct.#: _____ Exp. Date: _____

MasterCard*

Amex* Signature _____ Name on Card: _____

| Office Use Only | Date Received | Amt. Paid | How Paid | Student. # | Rec. # | Membership? | Date Sent |
|-----------------|---------------|-----------|----------|------------|--------|-------------|-----------|
| | | | | | | | |



E39 - 0509

Ontario College of Reflexology

Examinations Instructions For The Affiliate Program


Written Examination:

Proctored Examination: You may select a volunteer who is willing to proctor your Reflexology examination for consideration by the Ontario College of Reflexology. You must provide the proctor's name, address and telephone number to the college. **Such proctors must be a professional or a trustworthy volunteer who is not related to you by either blood or marriage and do not reside with you or live in the same place.** The proctor shall also not be a student of the college or have plans to continue their education with the college. We will mail a sealed envelope containing the written examination and instructions to the proctor. You may arrange for an examination date suitable with your proctor. During the examination period, books or charts are **not** allowed (exceptions to this rule are dictionaries and language translation dictionaries) and only writing tools are permitted (such as pens, pencils, erasers, etc.). Allow up to three (3) hours to complete the written examination.

Practical Examination:

Videotaped Examination: (See Guideline to the Practical Examination by Video) Your practical examination must be videotaped. This consists of giving a volunteer client a complete foot reflexology session while your work is being videotaped. Open books or charts are not allowed to be visible to the student throughout the examination. Video taping and costs involved is the responsibility of the student. Only VHS, VHSc, mini-digital, CD or DVD in the North American video format will be accepted. Upon completion of the practical examination, send the video tape/disk to the Head Office at the college. Allow up to an hour to complete the practical examination.

Note: You have six (6) months to complete all examinations.



Guideline to the Practical Examination By Video

Do not attempt the practical examination by video unless you have a firm knowledge of the foot routine. This is a practical examination and you should be prepared to perform the foot routine as a professional and as though this was a “live” practical examination.

The following format is required to be followed when video taping your practical examination - marks will be deducted when the work is not clear enough to be seen:

1. Start of the video tape: The student acknowledges the washing of hands, “*I have washed my hands before starting.*”
2. The student introduces self and the volunteer client.
3. The student takes the volunteer client’s health record (volunteer client’s health record sheet is to be filled out before the start of the video tape - do not video tape while the volunteer client is filling in the health record sheet but it is expected that the review of the volunteer client’s health record sheet by the student is video taped.)
4. The student examines the volunteer client’s feet for foot problems (explain what they are doing).
5. The student talks his/her way through the entire session.
6. The student performs warm-ups - explains.
7. The student explains what is being done. For example, - the *Solar Plexus Reflex* (is located in the center of the diaphragm reflex) is worked to remove stress - then show where it is and how to work it. The pituitary gland reflex is then worked (show how to find it), then how to work it.
8. The student continues with the spine reflex with the full explanation of what he or she is doing.
9. The student then continues through the routine, explaining each reflex, how to find it and how to work it.
10. After completion of the right foot, then the left foot is started, explaining each move throughout the routine.
11. After completion of both feet, the student applies olive oil (optional) to the volunteer client’s feet and excess oil is then wiped off the feet.
12. The *Solar Plexus Push Technique* (optional) can be applied to both feet.
13. The student then feathers touches both feet (sides, back and sole).
14. The student dismisses the volunteer client with thanks.
15. The student acknowledges to wash hands, “*I am going to wash my hands now.*”
16. End of video tape.

Notes:

- **Be sure that your name and student number is marked clearly on the video tape.**
- Be sure that your Reflexology Health and Session Records are enclosed.
- While video taping, ensure that there is a clear view of the student’s hands at all times (avoid obstructions such as elbows, etc.). The examiner marking your video tape must be able to see the student’s work at all times, otherwise marks will be deducted. A volunteer may be required to move the video camera to provide an unobstructed view and as well as a clear view of the reflexes worked.
- Ensure that the audio is clear at all times so that the examiner will be able to hear the student’s explanations. **Avoid background noises such as voices, dog barking, radios, etc. Music is NOT permitted.**